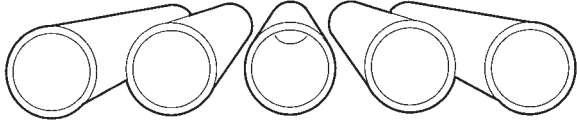


Aluminum Tubing

5086-H32 Drawn Seamless Tubing



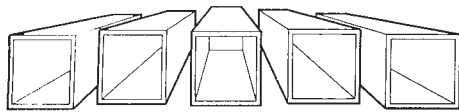
- Specifications: WW-T-700/5
- Stocked in 20 foot lengths

OD	Wall	Lbs/Ft	Lbs/Length	Part Number
1	.125	0.412	4.944	732453*
1	.250	0.693	13.860	752152
1 1/2	.250	1.130	22.600	674605
2	.250	1.617	32.34	654192
2	.375	2.800	56.000	695847
2 1/2	.250	2.120	42.40	654207
3	.250	2.540	50.80	654215
3	.375	3.637	72.740	645257
3 1/2	.250	3.017	60.340	668939

*Stocked in 12 foot lengths

OD	Wall	Lbs/Ft	Lbs/Length	Part Number
3 1/2	.500	5.436	108.720	801579
4	.250	3.463	69.26	654223
4	.500	6.464	129.280	753742
5	.250	4.477	89.54	654231
5	.500	8.149	162.980	771300
6	.250	5.419	108.38	654249
6	.500	10.838	216.760	747678
8	.375	10.860	217.200	671403
8	.500	13.591	271.82	640070

5086-H111 Extruded Square Tubing



- Specifications: ASTM B 221
- Stocked in 20 foot lengths

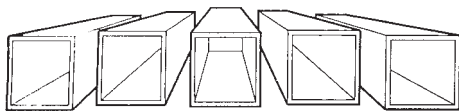
OD	Wall	Lbs/Ft	Lbs/Length	Part Number
2*	.250	2.10	50.40	631746**
3*	.250	3.30	79.20	671607

*Radius Corner

** 24 FT Lengths

OD	Wall	Lbs/Ft	Lbs/Length	Part Number
4*	.250	4.500	90.000	727539
6	.375	9.497	189.940	776805

5086-H32 Drawn Seamless Square Tubing



- Specifications: WW-T-700/5
- Stocked in 20 foot lengths

OD	Wall	Lbs/Ft	Lbs/Length	Part Number
1*	.125	0.526	11.10	781533
1 1/2*	.125	0.170	23.44	631712
2 1/4*	.125	1.270	25.40	782694
2 3/4*	.156	1.624	32.48	773124
6*	.375	9.497	189.94	776804

*Radius Corner

Dimensions are in inches. All weights are approximate.