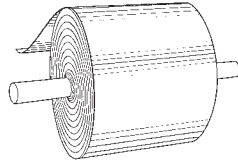



## Aluminum Cast Products

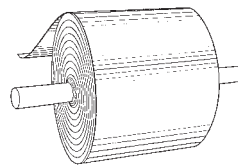

### Cast Tooling Plate



Thickness	Sizes	Lbs/Sq Ft	Lbs/Sheet	Part Number
.250	48 1/2 X 144 1/2	3.64	177.15	594203
.375	48 1/2 X 144 1/2	5.45	265.24	624464
.500	48 1/2 X 144 1/2	7.27	353.82	594211
.625	48 1/2 X 144 1/2	9.09	442.39	594229
.750	48 1/2 X 144 1/2	10.91	530.97	594237
1.00	48 1/2 X 144 1/2	14.54	707.64	594245
1.00	60 1/2 X 144 1/2	14.54	882.72	633756
1.00	72 1/2 X 144 1/2	14.54	1057.81	637182
1.25	48 1/2 X 144 1/2	18.00	876.00	599423
1.50	48 1/2 X 144 1/2	21.82	1061.94	594253
1.50	60 1/2 X 144 1/2	21.82	1324.69	605070
2.00	72 1/2 X 144 1/2	27.64	2011.44	636138
2.50	48 1/2 X 144 1/2	35.80	1742.33	644189
3.00	48 1/2 X 144 1/2	42.85	2085.44	677459

Dimensions are in inches. All weights are approximate.

### MIC 6 Cast Tooling Plate



Thickness	Sizes	Lbs/Sq Ft	Lbs/Sheet	Part Number
.250	48 1/2 X 144 1/2	3.64	177.15	694485
.375	48 1/2 X 144 1/2	5.45	265.24	694493
.500	48 1/2 X 144 1/2	7.27	353.82	694508
.625	48 1/2 X 144 1/2	9.09	442.39	694516
.750	48 1/2 X 144 1/2	10.91	530.97	694524
1.00	48 1/2 X 144 1/2	14.54	707.64	694532
1.25	48 1/2 X 144 1/2	18.00	876.00	694540
1.50	48 1/2 X 144 1/2	21.82	1061.94	694558
2.50	48 1/2 X 144 1/2	35.80	1742.33	694566
3.00	48 1/2 X 144 1/2	42.85	2085.44	694574

Dimensions are in inches. All weights are approximate.